

## Umfeld

The sculptural gesture of the curve operates as a method, creating a functional object: it organizes the seat, backrest, and circulation in a welcoming way, resulting in a light and fluid sofa.

HARMONY





UMFELD

Sectional / Sofa



DIMENSIONS

H 26 in  
D 43 in  
Seat Height 16 in

FABRIC

- +200 options



DISCLAIMER

1. Available in standard sizes only.
2. Rendered image for illustrative purposes only. Colors and textures may vary from the actual product.

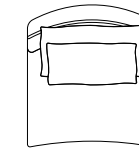
HARMONY



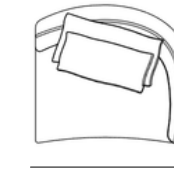
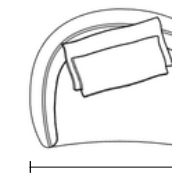
## UMFELD

Sectional / Sofa

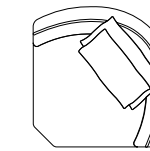
**ARMLESS / 1 SEAT**  
W 39 3/8 x D 43 2/8 in  
W 43 2/8 x D 43 2/8 in  
W 47 2/8 x D 43 2/8 in




**1 ARM / 1 SEAT (R/L)**  
W 49 2/8 x D 43 2/8 in  
W 53 1/8 x D 43 2/8 in  
W 57 1/8 x D 43 2/8 in



**CORNER**  
W 51 1/8 x D 51 1/8 in



**OTTOMAN**  
W 39 3/8 x D 37 3/8 in  
W 43 2/8 x D 37 3/8 in  
W 47 2/8 x D 37 3/8 in



Seat: fixed, without stitching detail and with excess fabric  
Backrest: fixed, with piping and folded fabric details  
Armrest: fixed, with piping and folded fabric details  
Support: metal base, available in metallic paint, matte paint, laminate, and special laminate finishes.

HARMONY