

HARMONY



PATOU
LIVING ROOM SOFAS
SOFÁS LIVING | SOFÁS PARA LIVING

PATOU

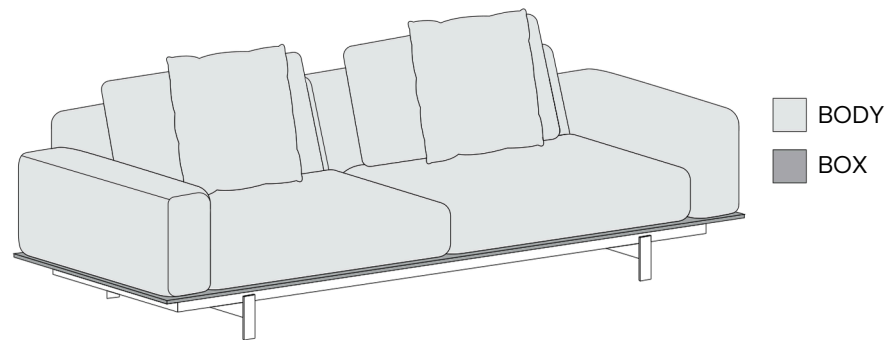
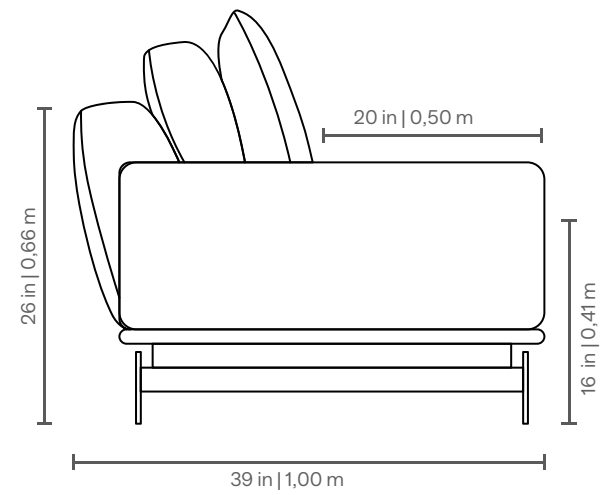
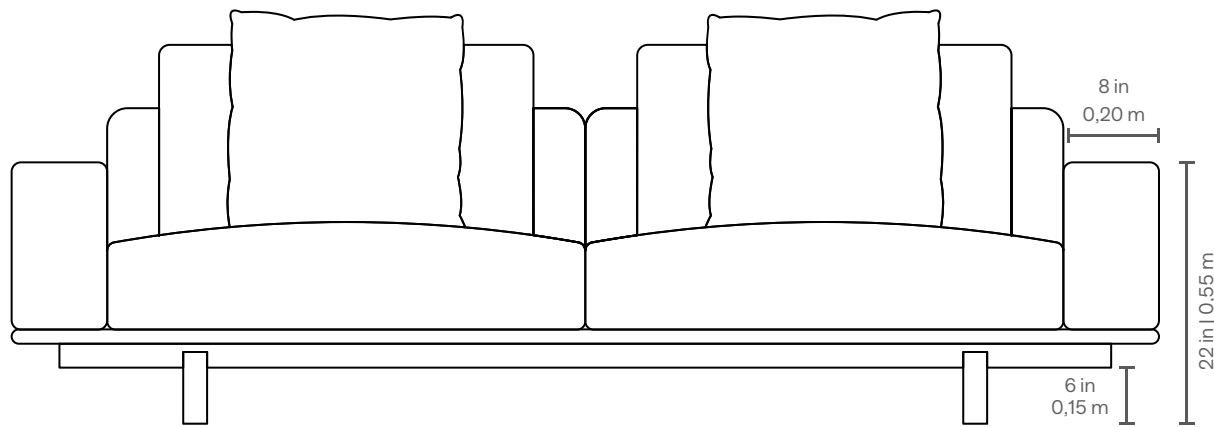
LIVING ROOM SOFAS
SOFÁS LIVING | SOFÁS PARA LIVING



HARMONY

PATOU

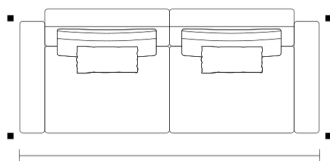
LIVING ROOM SOFAS
SOFÁS LIVING | SOFÁS PARA LIVING



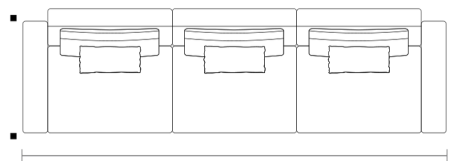
HARMONY

PATOU

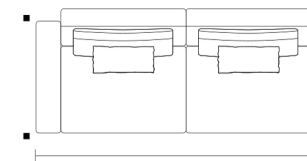
LIVING ROOM SOFAS SOFÁS LIVING | SOFÁS PARA LIVING



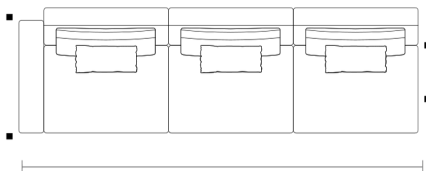
2 ARMS 2 SEAT	SEATBACKRESTDEC		
W 94 x D 39 in 2,40 x 1,00 m	2	2	2
W 102 x D 39 in 2,60 x 1,00 m	2	2	2
W 110 x D 39 in 2,80 x 1,00 m	2	2	2
W 118 x D 39 in 3,00 x 1,00 m	2	2	2
W 126 x D 39 in 3,20 x 1,00 m	2	2	2



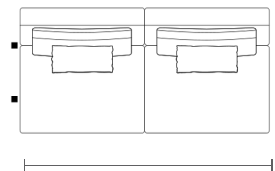
2 ARMS 3 SEAT	SEATBACKRESTDEC		
W 134 x D 39 in 3,40 x 1,00 m	3	3	3
W 146 x D 39 in 3,70 x 1,00 m	3	3	3
W 157 x D 39 in 4,00 x 1,00 m	3	3	3
W 169 x D 39 in 4,30 x 1,00 m	3	3	3
W 181 x D 39 in 4,60 x 1,00 m	3	3	3



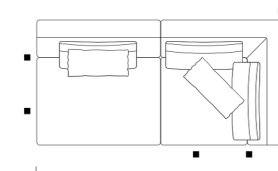
1 ARM 2 SEAT	SEATBACKRESTDEC		
W 87 x D 39 in 2,20 x 1,00 m	2	2	2
W 94 x D 39 in 2,40 x 1,00 m	2	2	2
W 102 x D 39 in 2,60 x 1,00 m	2	2	2
W 110 x D 39 in 2,80 x 1,00 m	2	2	2
W 118 x D 39 in 3,00 x 1,00 m	2	2	2



1 ARM 3 SEAT	SEATBACKRESTDEC		
W 126 x D 39 in 3,20 x 1,00 m	3	3	3
W 138 x D 39 in 3,50 x 1,00 m	3	3	3
W 150 x D 39 in 3,80 x 1,00 m	3	3	3
W 161 x D 39 in 4,10 x 1,00 m	3	3	3
W 173 x D 39 in 4,40 x 1,00 m	3	3	3



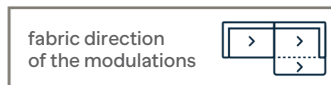
ARMLESS 2 SEAT	SEATBACKRESTDEC		
W 79 x D 39 in 2,00 x 1,00 m	2	2	2
W 87 x D 39 in 2,20 x 1,00 m	2	2	2
W 94 x D 39 in 2,40 x 1,00 m	2	2	2
W 102 x D 39 in 2,60 x 1,00 m	2	2	2
W 110 x D 39 in 2,80 x 1,00 m	2	2	2



CORNER/ ARMLESS 1 SEAT	SEATBACKRESTDEC		
W 79 x D 39 in 2,00 x 1,00 m	2	3	2
W 83 x D 39 in 2,10 x 1,00 m	2	3	2
W 87 x D 39 in 2,20 x 1,00 m	2	3	2
W 91 x D 39 in 2,30 x 1,00 m	2	3	2
W 94 x D 39 in 2,40 x 1,00 m	2	3	2

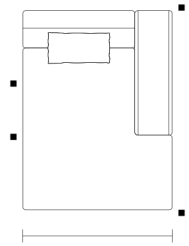
*Side referenced by the armless side

HARMONY

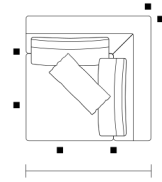


PATOU

LIVING ROOM SOFAS
SOFÁS LIVING | SOFÁS PARALIVING

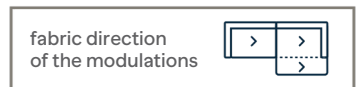


1 ARM CHAISE	SEATBACKRESTDEC		
W 47 x D 63 in 1,20 x 1,60 m	1	1	1
W 51 x D 63 in 1,30 x 1,60 m	1	1	1
W 55 x D 63 in 1,40 x 1,60 m	1	1	1



CORNER	SEAT BACKREST DEC		
W 39 x D 39 in 1,00 x 1,00 m	1	2	1

HARMONY



PATOU

LIVING ROOM SOFAS SOFÁS LIVING | SOFÁS PARA LIVING

Seat: fixed, with simple backstitch.

Backrest: fixed, with simple backstitch.

Armrest: fixed, with simple backstitch.

Back cushion: loose, without seam detail, with option of open and closed and height of 47cm.

Decorative cushion: loose, without seam detail, with 53x53cm.

Support: metallic base and metallic foot, available in MTX paint and metallic paint finishes.

Sideboard: option in MDF, in laminate, special laminate, lacquered and metallic lacquered or marble and levigated marble finishes.

Note: MTX painting is not available for modules with a final dimension greater than 3.5m. The sofa comes without any latch.

Measures may vary slightly.

We reserve the right to make changes without prior consultation.

Some finishes are the result of a handcrafted process and may show variations in color and texture.

Alguns acabamentos são resultados de um processo artesanal e podem apresentar variações de tonalidades e textura.

Algunos acabados son el resultado de un proceso artesanal y pueden presentar variaciones en tonalidades y textura.

HARMONY

Assento: fixo, com costura em pesponto simples. Encosto: fixo, com costura em pesponto simples. Braço: fixo, com costura em pesponto simples. Almofada de encosto: solta, sem detalhe de costura, com opção de aberta e fechada e altura de 47cm. Almofada decorativa: solta, sem detalhe de costura, com 53x53cm. Suporte: base metálica e pé metálico, disponível nos acabamentos pintura MTX e pintura metalizada. Aparador: opção em MDF, nos acabamentos laminado, laminado especial, laqueado e laqueado metalizado ou mármore e mármore levigado. Obs.: pintura MTX não está disponível para módulos com dimensão final maior que 3,5m. O sofá vai sem nenhum engate.

Medidas podem apresentar leves variações.
Nos reservamos o direito de efetuar alterações sem consulta prévia.

Asiento: fijo, con pespunte simples.
Respaldo: fijo, con pespunte simples.
Brazos: fijo, con pespunte simples.
Cojín de respaldo: holgado, sin detalle de costuras, con opción de abierto y cerrado y altura de 47cm.
Cojín decorativo: suelto, sin detalle de costuras, con 53x53cm.
Soporte: base metálica y pata metalizada, disponible en acabados pintura MTX y pintura metalizada.
Aparador: opción en MDF, en laminado, laminado especial, lacado y lacado metalizado o acabados mármol y mármol levigado.
Nota: El pintado MTX no está disponible para módulos con una dimensión final superior a 3,5 m. El sofá va sin ningún enganche.

Las medidas pueden variar un poco.
Nos reservamos el derecho de realizar cambios sin previa consulta.